

# Vilaflor Inox

## CLASSICSTYLE

Art.	Heating capacity 55/45/20°C (W)	Heating capacity 75/65/20°C (W)	Heating capacity 90/70/20°C (W)	Total weight, inc. components and packaging (kg)	Internal volume (dm <sup>3</sup> )	Recommended capacity of electric heating element (W)
**307 / **307L	226	464	580	8,60	2,39	300
**308 / **308L	259	532	665	9,40	2,81	300
**309 / **309L	313	644	805	11,20	3,41	600

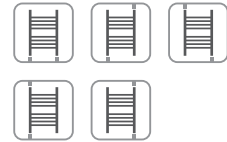


Water



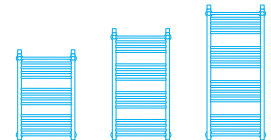
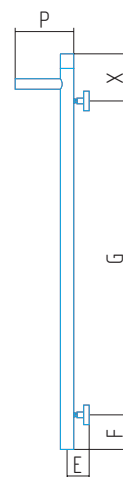
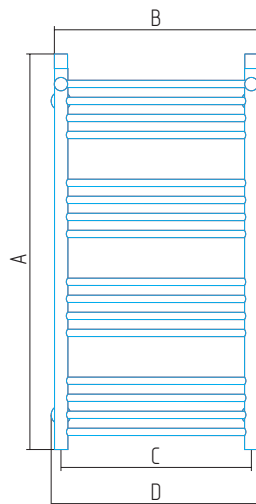
Electric

Piping connection points:



**Attention!**

An electric element should be mounted at the bottom of the collector marked with a red dot. Use the radiator only in vertical position – with an electric element at the bottom.



Art.	A	B	C	D	E	F	G	X	P	K
**307 / **307L	758	532	500	550	54-70	80	562	116	170	213-228
**308 / **308L	958	532	500	550	54-70	80	762	116	170	213-228
**309 / **309L	1158	532	500	550	54-70	80	962	116	170	213-228

**Attention!**

For models with a shelf it is necessary to define preferable side where an electric element will be mounted (right or left side).

Radiator's code type \*\*307 defines a possibility of mounting the electric element in a right collector (marked with a red dot).

Radiator's code type \*\*307L defines a possibility of mounting the electric element in a left collector (marked with a red dot).

Colour range



50XXX  
Polished  
Stainless Steel